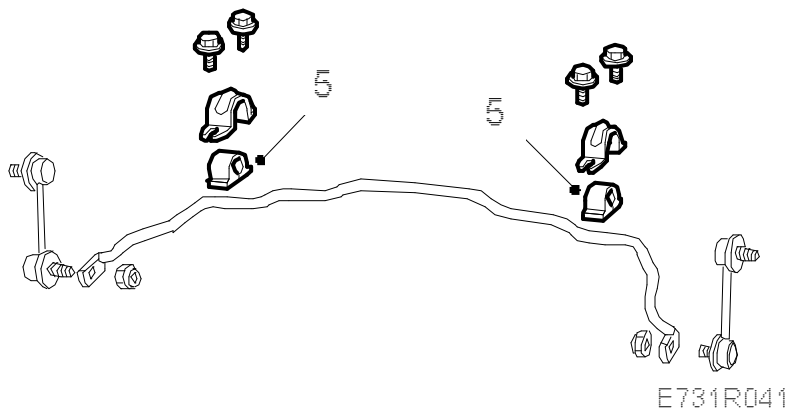
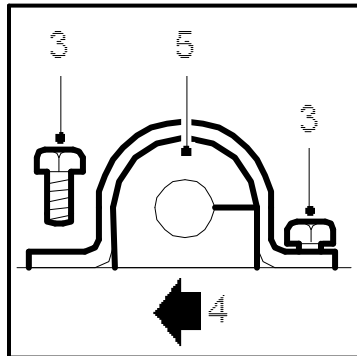


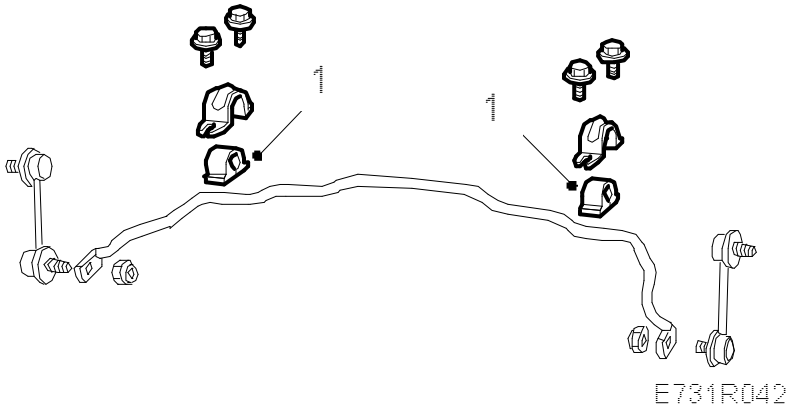
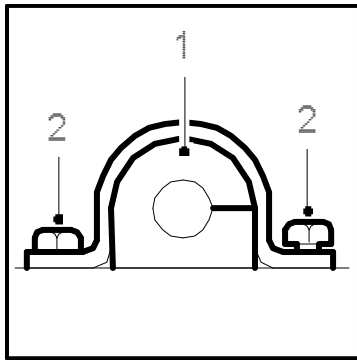
Anti-roll bar bush

To remove



1. Raise the car and remove the front wheel.
2. Turn the steering swivel member so that the rubber gaiter on the steering gear is compressed.
pressed together.
3. Remove the front bolt from the clamp securing the anti-roll bar to the subframe and slacken the rear bolt a few turns.
4. Press the anti-roll bar forwards and lift off the bush mounting.
5. Remove the bush.

To fit



1. Lubricate the bush with Molycote 33 and fit it with the opening facing rearwards.
2. First, tighten the front bolt securing the anti-roll bar to the subframe and then the rear bolt.

Tightening torque 25 Nm (20 lbf ft)

3. Fit the wheel. See [Wheels](#).

Tightening torques

aluminium rim 110 Nm (81 lbf ft)

pressed steel rim 50 Nm +2x90°, max. 110 Nm (37 lbf ft +2x90°, max. 81 lbf ft)

Lower the car to the floor.